

City of Port Phillip

Municipal Public Health and Wellbeing Plan

(2013 – 2017)

Contents

Executive summary.....	3
What is a Health and Wellbeing Plan?.....	4
City of Port Phillip’s 2013 – 2017 Health and Wellbeing Plan	5
Vision.....	6
Priorities.....	6
Ways of thinking about health and wellbeing	7
Key Principles and Approaches.....	9
How we work together	11
Working with our Partners – The Alliance	12
How our plan was developed	13
City of Port Phillip – Community Profile	17
Positive and Negative Indicators of Health – Port Phillip	25
Life Stages	27
THE PRIORITIES	28
Overview	29
1. Social inclusion and connectedness.....	30
2. Social and cultural diversity	32
3. Vibrant and changing communities	36
4. Responsive and Coordinated Services	39

5. Sustainability.....	42
6. Transport and mobility.....	45
7. Access and affordability	48
8. Housing and homelessness.....	52
9. Safety	55
The Action Plan – How will we know if our approach is working.....	58
What Can You Do?	59

DRAFT

Council respectfully acknowledges the Yalukit Willam Clan of the Boon Wurrung. We pay our respect to their Elders, both past and present. We acknowledge and uphold their continuing relationship to this land

Executive summary

With its diverse history and wealth of local culture there is a lot to love about Port Phillip. The 2007-2013 Port Phillip Municipal Public Health and Wellbeing Plan builds upon the strengths of the previous 2007-2013 Plan and develops strategies that build community resilience and positions the city for the challenges it faces now and into the future.

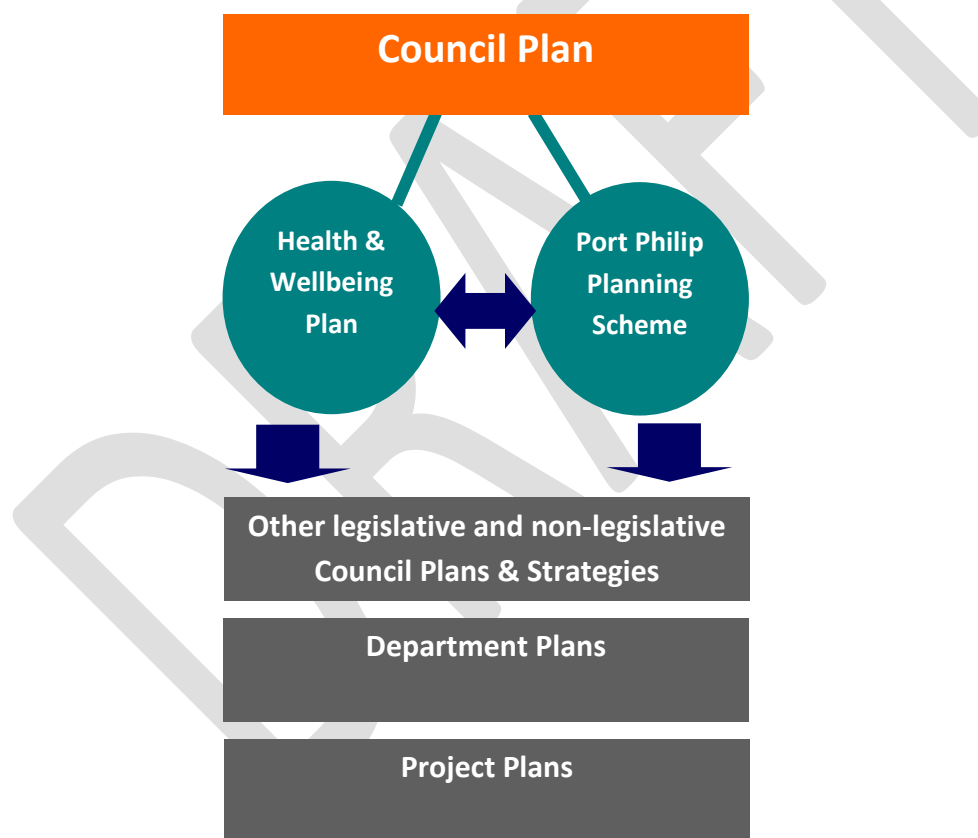
Working at the interface with community, local government is well positioned to directly influence factors vital to health and wellbeing including transport, land use, housing, urban planning, environment, sport and recreation, arts and culture and community development and engagement. Council does so in partnership with State and Federal level government, service providers, community and business organisations and, most importantly, with the community itself.

The development of the Health and Wellbeing Plan is just the beginning of our collective work. We say ‘collective’ because we want all people involved in the development of the Plan to play a role in bringing it to life. Implementation of the Plan will be driven by an annual Action Plan which will be monitored and evaluated in partnership with the community and through the use of health and wellbeing indicators.

Whether you’re a community member, council worker, local business or a visitor to Port Phillip we encourage you to add your passion, energy and skills to help ‘give life’ to the Plan and positively contribute to health and wellbeing of the Port Phillip community.

What is a Health and Wellbeing Plan?

A Municipal Public Health and Wellbeing Plan is a tool that identifies ways local government can work with the whole community to promote the health and wellbeing of all residents. The Department of Health identifies the Municipal Public Health and Wellbeing Plan as one of three major council documents required by legislation, and operates in combination with a Council Plan and Municipal Strategic Statement (MSS).

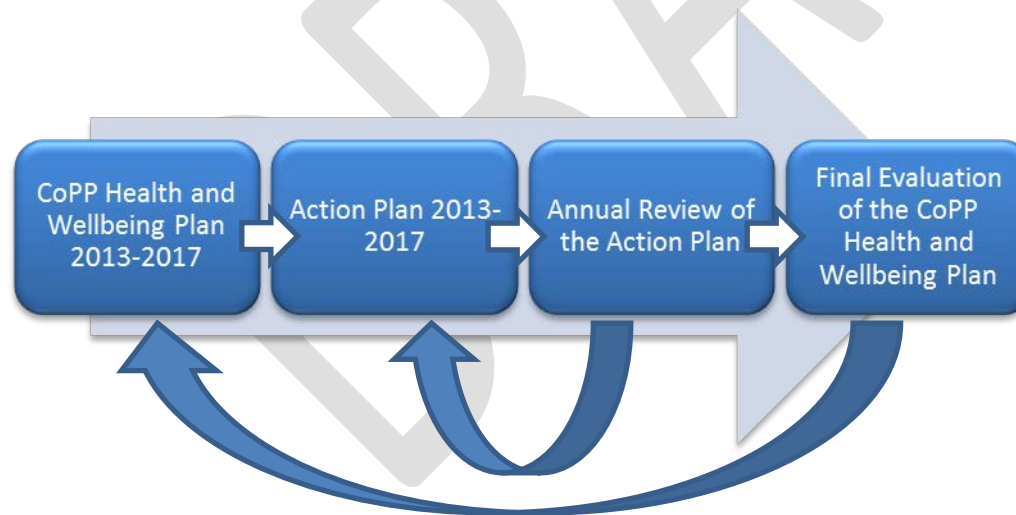


City of Port Phillip's 2013 – 2017 Health and Wellbeing Plan

Developed in partnership with the community and stakeholders, the 2013 -2017 Port Phillip Municipal Public Health and Wellbeing Plan (referred to as 'the Plan') identifies the priority issues and needs for the health and wellbeing of the community over the next four years. It builds on research, consultation and the successes and learnings of Council's previous 2007-2013 Health and Wellbeing Plan.

It is a high level, strategic document which will guide Council when making policy, program and budget decisions across all areas. The plan provides a framework for working collaboratively with stakeholders and for advocating to State and Federal Government on issues of local importance.

The Plan will be supported by a 'living action plan'. The Action Plan will be reviewed annually and will give life to the higher level strategies identified in the Health and Wellbeing Plan. Together these plans will enable people from across all areas of Council and community to work together to achieve lasting improvements in the health and wellbeing of our community.



Vision

The vision for the Municipal Public Health and Wellbeing Plan is for an active, safe and inclusive community where all people are able to connect and access the places, activities and services required to support positive health and wellbeing.

Priorities

The Plan is based on nine key themes which emerged from community feedback and research. These themes form the strategic framework and serve as the priorities upon which the Action Plan will be developed.

The nine priorities are:

1. Social inclusion and connectedness
2. Social and cultural diversity
3. Vibrant and changing communities
4. Responsive and coordinated services.
5. Sustainability
6. Transport and mobility
7. Access and affordability
8. Housing and homelessness
9. Safety

Ways of thinking about health and wellbeing

There is no one pathway to developing and encouraging community health and wellbeing. Being 'healthy' and having a positive sense of wellbeing is more than just being physically active or free from illness or incapacity, it is about how we connect and engage as a community, how safe and supported we feel, and the enjoyment and sense of self we derive from our daily lives.

The *Social Determinants of Health* model recognises that the conditions in which people are born, grow, live, work and age shape the health and wellbeing of a community.¹ This approach supports the Victorian Government's *Environments for Health Planning Framework* which seeks to advance public health by focusing on actions across five *Environments for Health*– social, economic, built, natural and cultural. The Port Phillip Community Health and Wellbeing Plan 2013-2017 has been structured to reflect these approaches.

Strategic Priority	Topics	Environments for Health Framework	Council Plan - Focus Areas
Social inclusion and connectedness	Reducing inequities, support for those at risk of isolation, mental illness, sport and recreation, community facilities, community networks and events, civic participation, volunteerism	Social	Healthy/Engaged/Vibrant
Social and cultural diversity	Tackling racism and discrimination, Reconciliation, celebrating diversity, cultural heritage, gender equity, GLBTI, disability awareness	Social	Healthy/Engaged/Vibrant
Access and affordability	Rising cost of living, income equality, food security and quality, health services, social and community spaces, sport and recreation,	Social/Economic	Healthy/Engaged/Resilient
Housing and homelessness	Housing affordability, homelessness, social and public housing	Social/Economic/Built	Healthy/Resilient
Transport and mobility	Low cost, sustainable and safe transport, active transport, accessible transport, urban infrastructure, exercise, active spaces	Social/Economic/Built	Healthy/Engaged/Vibrant
Safety	Crime levels, perceptions of crime, violence against women, drugs and alcohol, gambling, feeling safe on the streets after dark, road safety, emergency response	Social/Built	Healthy/Resilient/Vibrant

¹ The Ottawa Charter for Health promotion – First International Conference on health promotion, Ottawa, 21 November 1986
www.who.int/healthpromotion/conferences/ottawa/en

Vibrant and changing communities	Urban planning, lifelong learning, economic development, creative events and industries, connected neighbourhoods, high quality infrastructure, social enterprises, business diversity	Economic/Natural	Engaged/Vibrant
Sustainability	Sustainable development, pollution, waste, climate change, natural heritage, biodiversity, community action, energy and water use, transport, extreme weather events , sustainable behaviour change	Natural	Healthy/Resilient
Integrated and responsive services	Services responsive to life stages, changing demographics and emerging priorities, service delivery, service coordination, service literacy, gaps and duplication in services, full spectrum of services from prevention to crisis response	Social/Economic	Healthy/Resilient

Table: Alignment of the CoPP Community Health and Wellbeing Plan 2013-17 with the Vic State Government Environments for Health Planning Framework.

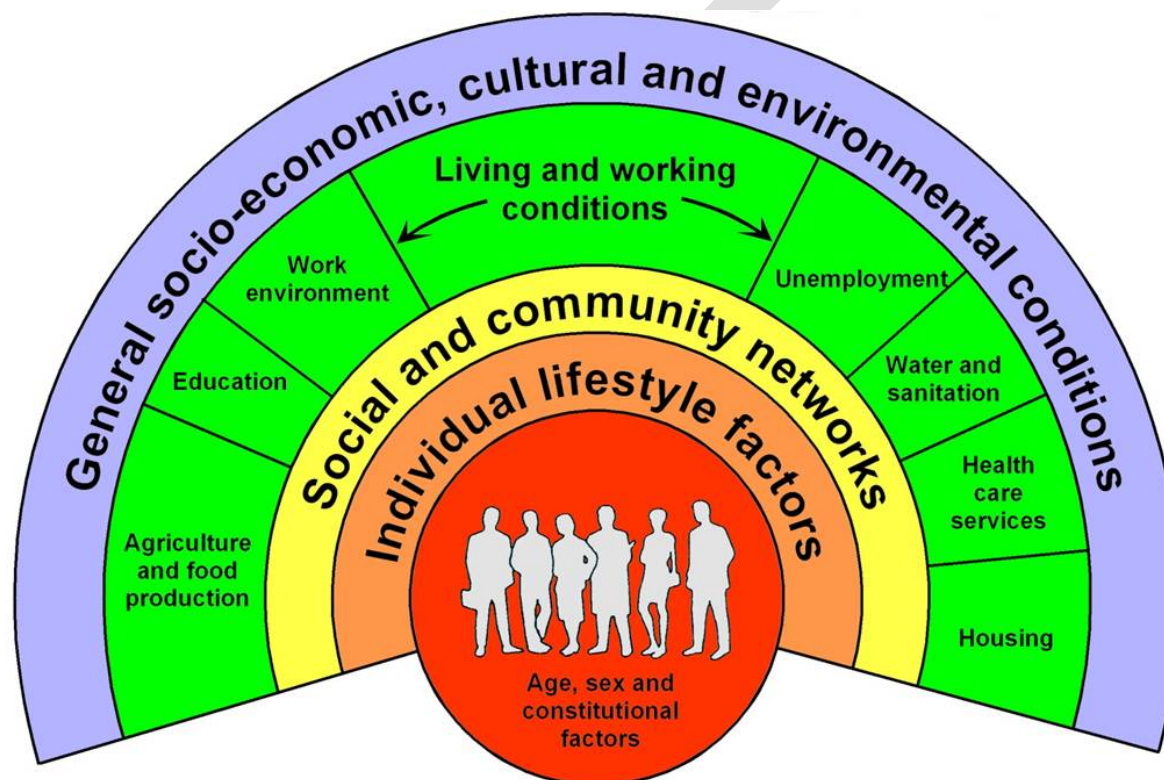
The Plan is also underpinned by the principles of the Ottawa Charter for Health Promotion, which sees health promotion as the process of enabling people to increase control over, and to improve their health and wellbeing,² recognising that individuals and communities need to be empowered to be able to; identify and realize aspirations, satisfy needs, and change or cope with the environment.

To this end, health and wellbeing is not just the responsibility of the health sector but rather must involve:

- Healthy public policy – advocating to put health on the agenda of policymakers across all sectors and at levels, directing them to be aware of the health consequences of their decisions and to accept responsibilities for health.
- Supportive environments – generating living and working conditions that are safe, stimulating, satisfying and enjoyable while protecting the natural and built environment.
- Community action – working through concrete and effective community action in setting priorities, making decisions, planning strategies and implementing them to achieve better health.
- Personal skill development – supporting personal and social development through providing information, education and lifelong learning.
- Reorientated health services – working together towards a health care system which contributes to the pursuit of health.
- Harm Minimisation strategies –managing and minimising the harmful consequences associated with some forms of human behaviours.

² The Ottawa Charter for Health promotion – First International Conference on health promotion, Ottawa, 21 November 1986
www.who.int/healthpromotion/conferences/ottawa/en

A population health approach is based on an understanding that the influences on health occur in the events and settings of everyday life.³ The diagram below demonstrates the broad range of factors that exist outside of the health sector, that impact upon our health.⁴



Source: Dahlgren and Whitehead, 1991

Key Principles and Approaches

³ Marmot MG 1999, 'The solid facts: The social determinants of health', *Health Promotion Journal of Australia*, vol. 9(2), pp. 133–39.

⁴ <http://www.bridgingthegap.scot.nhs.uk/understanding-health-inequalities/introducing-the-wider-determinants-of-health.aspx>

The Plan is underpinned by a number of foundation principles and approaches which both support and result from community health and wellbeing. These principles set the context of the Plan and act as 'lenses' through which the Plan should be understood.



How we work together

Developing a Health and Wellbeing Plan for the Port Phillip community is not just a legislative requirement for the Council. Rather, it enables Council, organisations and residents to develop an understanding of the health and wellbeing needs and issues facing our community. The health and vitality of a community has far reaching impacts on the social and economic wellbeing, workforce participation, productivity and overall wellbeing of its residents.

Local government acts as a primary interface between government and community. It plays a key role identifying issues and service gaps, instigating programs, facilitating partnerships, developing policy, implementing local law, providing support and services directly to residents and undertaking important infrastructure developments.

We know that Council cannot do it alone. Some of the best ideas come from within the community and need only the support and advocacy of local council rather than its administration. State and federal government play an important role by setting up funding arrangements, legislative régimes and state wide programs. They have the 'big picture' oversight. Council needs to ensure that its own priorities, policies and programs are working harmoniously with those of community, health organisations and the other tiers of government.

This Plan does not attempt to provide solutions to all of the issues affecting health and wellbeing within our community. Rather it is designed as a framework upon which the imperatives of health and wellbeing can be built. It combines the legislative requirements; speaks to cross-sector health priorities; encompasses the vision of Port Phillip as captured in the Council Plan (2013 – 2017) and high level policy documents; and it champions the community's own knowledge. Most importantly, it articulates the role that council can play in fostering change – whether that be through; council run programs and projects; by advocating and advising other agencies or government bodies or supporting the initiatives implemented by community.

In this way we hope to provide coordinated, robust and appropriate responses to what are often very complex issues.

Council's Role:

- **Service Provider** – fully or partially fund service
- **Deliverer** – directly implement projects and works
- **Partner** – Contribute funds and other resources
- **Facilitator** – Bring stakeholders together
- **Regulator** – Take direct legal responsibility through the development of local laws and policies
- **Advocate** – Proactively make representation
- **Funder** – Provide funds and other resources

Working with our Partners – The Alliance

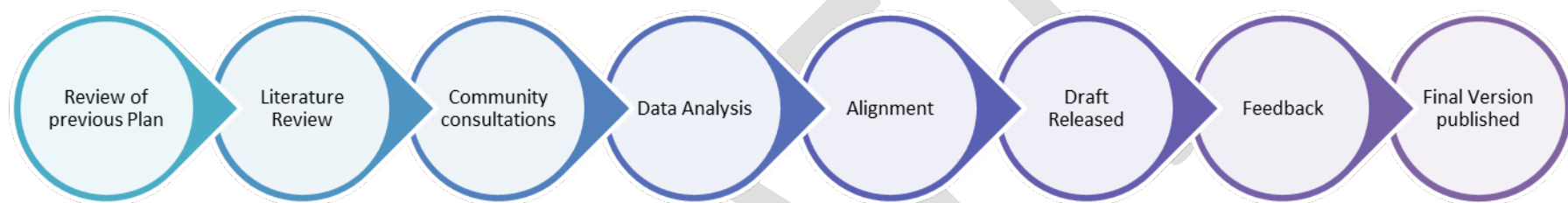
The Port Phillip Health and Wellbeing Alliance was established to coordinate the delivery of community health and wellbeing initiatives across Port Phillip and provide feedback on Council initiated programs and policies. It includes representation from State transport authorities, Victoria Police, local and regional community and health sector agencies.

The City of Port Phillip has worked in collaboration with the Alliance to integrate any plans developed by the member organisations with the Port Phillip 2013-2017 Municipal Health and Wellbeing Plan. Inner South Community Health Service; Inner South East Partnership in Community Health and Bayside Medicare Local are developing concurrent Health and Wellbeing Plans for the 2013 – 2017 period which will align with Council's Plan.

In doing so City of Port Phillip and the Alliance are better positioned to identify key social and environmental health issues, better support local organisations and key stakeholders and avoid duplication of services.

How our plan was developed

The 2013-2017 Health and Wellbeing Plan is the culmination of a range of research and data collection which was undertaken in the development phase of the Plan.



Review of the previous 2007 – 2013 Health and Wellbeing Plan

The previous Port Phillip Community Health and Wellbeing Plan (2007 – 2013) set out a number of strategies and actions through which Council worked with community to enhance the health and wellbeing of the Port Phillip. As a result, significant improvements were made to health and wellbeing across all of the identified priority areas.

A review of the 2007-2013 Plan was undertaken in late 2012 which highlighted the complexity of issues confronting community health and wellbeing. The review highlighted the importance of strong process planning and the need to design programs that are flexible enough to adjust to unanticipated changes which impact on program delivery. Importantly, it acknowledged that there are no quick fixes to the challenges facing community health and development and that a long-term approach should be adopted when designing strategies.

Literature review

The Evaluation of the 2007- 2013 Plan was followed by a comprehensive review of Council's key policies and strategies. This review identified and collated:

- The relevant work already being performed by Council

- Feedback that had already been collected through other Council run community consultations
- The current priorities of each department within Council
- The issues relevant to the work of each department within Council.

An in-depth review of relevant health literature was also conducted. This review covered recent trends in health promotion; plans developed by other Victorian Councils, and research conducted by a range of academics, peak bodies, government departments and related professionals.

Consultation and Qualitative Data Gathering

Consultations were then held to allow community members, council officers, local organisations and service providers the opportunity to make suggestions, raise concerns, and provide local knowledge to the issues facing community.

Consultations were conducted in two stages and utilised a variety of mediums.

Stage One – information gathering:

Stage one aimed to capture a breadth of views and access the wealth of local knowledge held within community. It also allowed community members to describe their vision for the health and wellbeing of Port Phillip. Information was captured through various channels including:

- Surveys - English, Russian, Polish, Greek and Mandarin surveys were distributed in paper form and by email;
- Interviews – trained Community Action Researchers (CARs) spoke with community members living in community housing, accessing emergency relief or social support through Council or other community organisations. They also attended local cultural events and activities to gather the voices of a wide cross-section of the community;
- Online questionnaires - available on Council’s “Have Your Say” website;
- Social media –such as through a photo competition conducted by Youth Services;
- Agency Networking Day - attended by 40 health agency and community group representatives;
- Councillor Conversation Tents – which gave community members the opportunity to discuss issues directly with Councillors; and
- Targeted workshops – with internal council officers.

The feedback collected through this process was then grouped under seven emerging themes:

1. Access and affordability
2. Community facilities and amenity

3. Mental and physical health
4. Safety
5. Social and cultural inclusion

6. Transport and mobility
7. Pollution and waste

Stage Two

The seven identified themes were then presented to a series of focus groups – including internal council focus groups and external community focus groups run at various locations around Port Phillip and as an online forum.

These focus groups provided more targeted feedback, identified potential partners for future action and allowed people to articulate their idea of how ‘success’ may be achieved and what it might look like.

Quantitative Data Analysis

Using the 2011 census data and other relevant sources, a comprehensive data analysis was undertaken and integrated with the qualitative information gathered through the consultations.

This process gave further depth to the issues raised in consultations and painted a clearer picture of Port Phillip as a whole. When compared with earlier data, it gave an indication of the emerging issues, such as population growth, which the Port Phillip community is likely to face in the years to come.

As a result of this analysis, the seven themes were expanded, and their content refined to create the nine priorities now included in the 2013-2017 Health and Wellbeing Plan. These nine priorities form the strategic framework of the Plan, and will be the basis upon which the Health and Wellbeing Action Plan is developed.

Alignment and Frameworks

The Plan was then further developed with reference to:

- The Port Phillip Council Plan 2013 – 2017;
- Legislative requirements for the development of the Plan;
- State and federal health promotion priorities;

- International best practice models;
- Development frameworks that address inequity and increase access and inclusiveness for all residents; and
- The strategic plans of partner organisations.

Final Steps

A draft of the 2013-2017 Plan was provided to Council officers and the Health and Wellbeing Alliance. Feedback was then incorporated into the final version of the Plan and submitted to Council for approval.

City of Port Phillip – Community Profile

The Time of Chaos

Many, many centuries before the arrival of Europeans, the large, flat grassy plains of what is now known as Port Phillip extended far to the South. It was cared for by the Boonwurrung people and neighbouring clans of the Kulin Nation, who obeyed the laws of their creator and spiritual leader – Bundjil.

In the words of Aunty Carolyn Briggs, Senior Elder spokesperson of the Boonwurrung language group⁵:

Many years ago the *biik*⁶ we now call greater Melbourne extended right out to the *warreeny*. Nairm was then a large flat grassy plain. The Yarra River, as it is known today, flowed out across this plain into the *warreeny*. For the Boonwurrung, this *wurneet* was known as *Birrarung*. This large plain was covered in *buath* and *tarrang biik* on which the Boonwurrung men hunted *guyeem* and *barramaeel*. The *bagurrk* cultivated the murrnong. They collected food from the *wurneet* and the *warreeny* and harvested the *iilk* that migrated through there each year.

The Boonwurrung were the custodians of their *biik* but traded with and welcomed people from other parts of the Kulin Nation. They obeyed the laws of Bungjil, who travelled as an eagle, and Waang, who travelled as a crow.

One day – many, many years ago – there came a time of chaos and crisis. The Boonwurrung and other Kulin nations were in conflict. They argued and fought. They neglected their *biik*. The murrnong was neglected. Too many animals were killed and not always eaten. The *gurnbak* were caught during their spawning season. The *iilk* were not harvested.

⁵ Arts Victoria and Victorian Aboriginal Corporation for Languages; *Indigenous creation stories of the Kulin Nation*; 2010

⁶ *Biik*: land

Buath: grass

Murnong: yam daisy

Tjeera: spear

Warreeny: ocean, sea

Tarrang biik: woodlands

iilk: eels

Bubup: children

Nairm: Port Phillip Bay

Guyeem: kangaroo

Barerarerungar: country

Birrarung: Yarra River

Barraeemal: emu

Gurnbak: fish

Wurneet: river

Bagurrk: women

Baany: water

As this chaos grew, the warreeny became angry and began to rise. The *wurneet* became flooded and eventually the whole flat plain was covered in *baany*. It threatened to flood their whole *barerarerungar*. The people became frightened and went to Bundjil to stop the *warreeny* from rising.

Bundjil was angry with his people, and he told them that they would have to change their ways if they wanted to save their land. The people thought about what they had been doing and made a promise to follow Bundjil.

Bundjil walked out to the warreeny, raised his *tjeera* and directed the *warreeny* to stop rising. Bundjil made the Boonwurrung promise that they would respect the laws.

The *baany* never subsided but stayed to create a large bay that the Boonwurrung called *Nairm*. Today it is known as Port Phillip Bay. The warreeny took away much of the *biik* of the Boonwurrung and their *barerarerungar* was reduced to a narrow strip of coastline. The Boonwurrung learnt from their mistakes. They returned to their old values and the laws of Bundjil. They took greater care of the *biik* of the Bundjil and the *bubup* of Bundjil.

They met with the other Kulin people and sorted out their differences through sports, debates and dance. One of the most important laws that Bundjil required was for the Boonwurrung people to always welcome visitors, and for all visitors to make a promise that they would obey the laws of Bundjil.

Today the *wurneet* that once flowed through this large flat plain still flows under the *Nairm*.

European Settlement

In the early 19th Century, Europeans began to arrive and settle in Port Phillip. Settlement was supported by the construction of a tram and rail link with Melbourne CBD. St Kilda quickly became a popular seaside resort and home to many wealthy professionals who resided in large, sprawling mansions around the area. The influx of cattle, sheep and horses destroyed much of the native plant foods and due to disease and conflict only 83 Boon Wurrung people remained in the area by 1839.

Following World War I, World War II and the intervening post war depression many families moved away from the area. Between the 1920s and 1960s Port Phillip became increasingly run down as sly grog trading, cocaine smuggling, prostitution and organised crime escalated. Older

houses were sub-divided and replaced with smaller, cheaper dwellings housing an influx of bohemian young artists, musicians and European migrants. Densification continued and intensified throughout the 'flat boom' of the 1960s and high-rise public housing was introduced for workers from the nearby industrial and port areas.

With the increase in public transport, better roads and economic and social stability, Port Phillip has changed over the past 40 years from a low-density working-class municipality dominated by families to a highly affluent, high density suburb populated by city professionals who predominately live alone.

Port Phillip is now the fifth most advantaged Council in Victoria, populated by high income individuals and young renters. Significant gentrification and densification has occurred in recent years. Despite this, marginalised communities, a high number of rooming houses, pockets of disadvantage and street sex work remain, evidence of the City's history as a cultural and societal melting pot.

The variety of religious institutions, the diversity of cuisines on offer in local shops, cafes, restaurants and other eateries; and the city's notoriety as a popular art and music hub all stem from elements of the city's past and give depth to the vibrancy and diversity that characterise the City today.

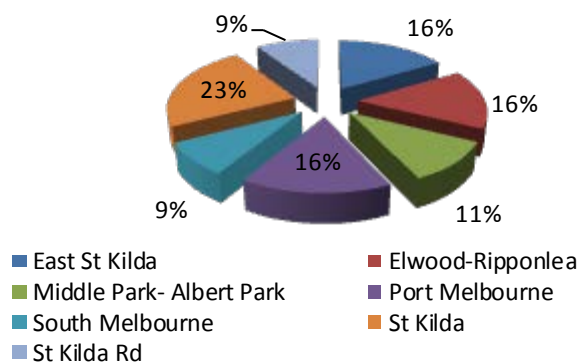
Present⁷

The present day City of Port Phillip is located between two and eight kilometres from Melbourne CBD and encompasses an area of approximately 21 square kilometres. It has a total population of 100,443 residents and is made up of seven neighbourhoods:

- St Kilda East
- Elwood-Ripponlea
- Port Melbourne
- Middle Park – Albert Park
- South Melbourne
- St Kilda
- St Kilda Rd

Although Port Melbourne is the largest neighbourhood by land size; St Kilda is the largest by population.

Population of CoPP - 2011

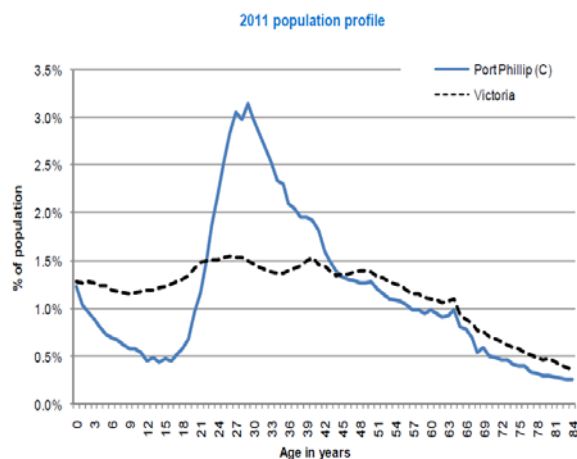


The City is supported by a number of community facilities and council run services including libraries, child and maternal health centres, sport and recreation facilities, community and neighbourhood houses, town halls, primary and secondary schools and tertiary institutions. Port Phillip is a central base for a wide range of local and state-wide welfare, support and housing services that address the needs of some of the city's most vulnerable populations.⁸

The City consists of a number of diverse and substantial entertainment and leisure precincts such as Bay Street, Port Melbourne, Clarendon Street, South Melbourne, Fitzroy and Acland Streets, St Kilda, Carlisle Streets and Balaclava. Alcohol consumption in the city is higher than average.

⁷ All data is derived from the 2011 Census unless otherwise specified.

Nearly half (47.2%) of Port Phillip's population is aged between 25 and 44 years. Over the last decade, the majority of people moving into Port Phillip were in the 35-49 year age cohort.



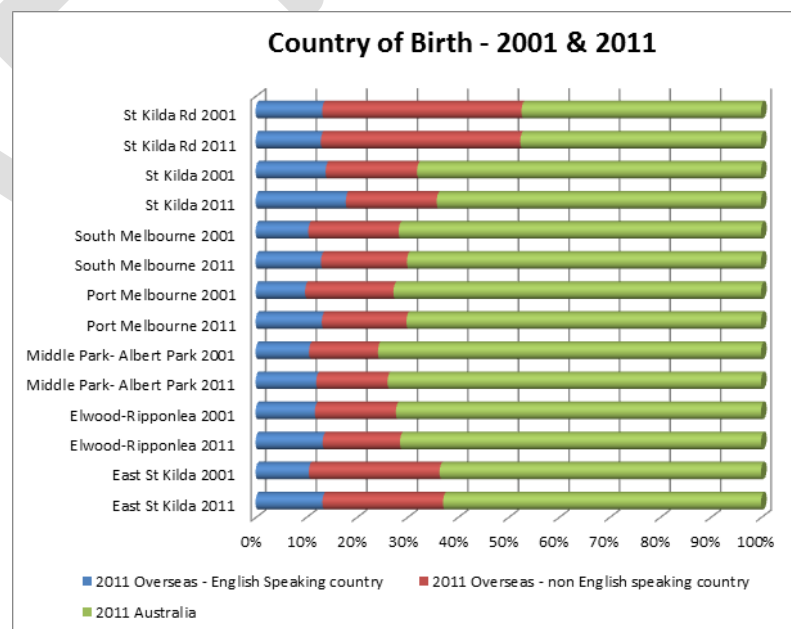
284 people identify as Aboriginal or Torres Strait Islander in addition, the majority of whom are aged between 25 and 44 years. Nine people (including three non-indigenous persons) speak an Australian Indigenous language at home. 89% of people who identify as Aboriginal or Torres Strait Islander in Port Phillip are employed in a full or part time capacity; and nearly 30% are engaged in full or part time study.

The city of Port Phillip also has a strong gay, lesbian, bisexual, transgender, and intersex community, including 698 same sex couples who constitute 1.5% of the Port

Phillip community.⁹

Residents from non-English speaking countries make up 18% of the City's population and account for 27% of those who have moved into Port Phillip since 2006. Although the majority of people born overseas come from the UK, New Zealand and Greece, there are significant populations from Russia in South Melbourne, the Ukraine in St Kilda, India in St Kilda East and China in St Kilda Rd.

More than 21.4% of people speak a language other than English at home. The traditionally dominant non-English languages (Greek, Russian, Italian) are still spoken in Port Phillip; however, Mandarin, Hindi and Spanish are becoming more widely spoken across the municipality.



⁹ By contrast, same sex couples constitutes only 0.4% of the population of Greater Melbourne

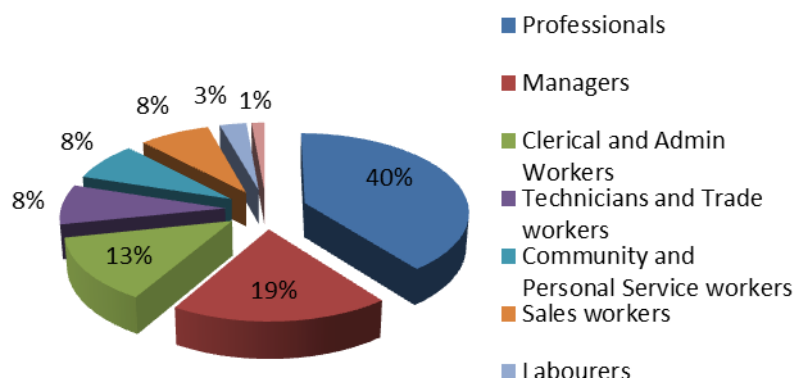
Christianity remains the dominant religion in Port Phillip (43.5% of people are Christian); however, compared to greater Melbourne a relatively high number of people follow no religion. Port Phillip also has a significant Jewish population who constitute 4.3% of the population as compared to just 1.1% of the population of greater Melbourne.

Port Phillip has the highest density of dwellings in Victoria, with approximately 85% of homes categorised as medium or high density.

There is a predominance of lone person households and couples without children. Nearly 46% of those aged 75 and over live alone, the second highest of all local governments across Victoria. Despite this, the rate of age pension recipients is well below average.¹⁰

Port Phillip is considered a relatively affluent city. Employed residents of Port Phillip were most likely to earn over \$2000 per week,¹¹ and 62.8% of households in Port Phillip fall within the top two household income quartiles.¹² However, these statistics often masks the pockets of disadvantage which exist in the City. Port Phillip has the second highest concentration of community housing in Victoria – 7.5% of all housing in Port Phillip is community housing - and almost 8% of residents currently live in community housing.

Professions of Port Phillip Residents



Women are more likely to complete a higher education qualification than men (54% of those with qualifications were women). This is particularly the case at the graduate degree level where 64% of people with this qualification are women.

Despite this, men are more likely to earn a higher wage than women – the gender gap is widest for those who earned \$2000 and over per week.

There is a relatively low rate of private car ownership across the City (18.5% of the population do not own a car) and a large proportion of residents (27%) rely on public transport, or walk or cycle (9.3%) to get to and from work.

¹⁰ Department of Health, Local Government Area Profile 2012

¹¹ 14% of employed persons earned over \$2000 per week.

¹² ABS Census of Population Housing 2011

There are over 50 public parks, reserves, and foreshore areas in the municipality which residents and visitors regularly utilise for recreation

and other activities. While the percentage of residents who do not meet daily physical activity guidelines is low, nearly 45% sit for an average of seven hours per day.¹³

Walking and cycling are a primary form of recreation and exercise for many residents including 34.6% of children aged 2-9 years and 46% of children aged 10-17 who ride their bike at least once in a typical week.¹⁴

Social connectedness is relatively strong in the area, with higher proportions of people embracing multiculturalism and undertaking voluntary work through an organisation or group than Victoria, but a lower percentage of people providing unpaid assistance to a person with a disability.

Forecasts

The population of Port Phillip is expected to increase by 26.14% by 2031. While it is predicted that the majority of the population will be aged between 25 and 34 years; there will likely be a significant increase in people aged 0 to 4 and those over 65.

Anecdotal evidence also suggests young families are remaining in the municipality more so than they did in the past.¹⁵ As

such, associated services will need

St Kilda Rd

St Kilda Rd is a long, narrow neighbourhood quite demographically and geographically different from the other Port Phillip Neighbourhoods. It is predominantly populated by those aged 25-34 years and has a high percentage of university students, lone person households and young couples without children. It has a substantially higher number of residents who were born overseas and speak a language other than English at home – primarily Mandarin and Hindi, as opposed to languages such as Greek, Italian and Russian which are more widely spoken in other Port Phillip neighbourhoods.

Of all neighbourhoods, St Kilda Rd has the highest percentage of people with a post graduate degree.

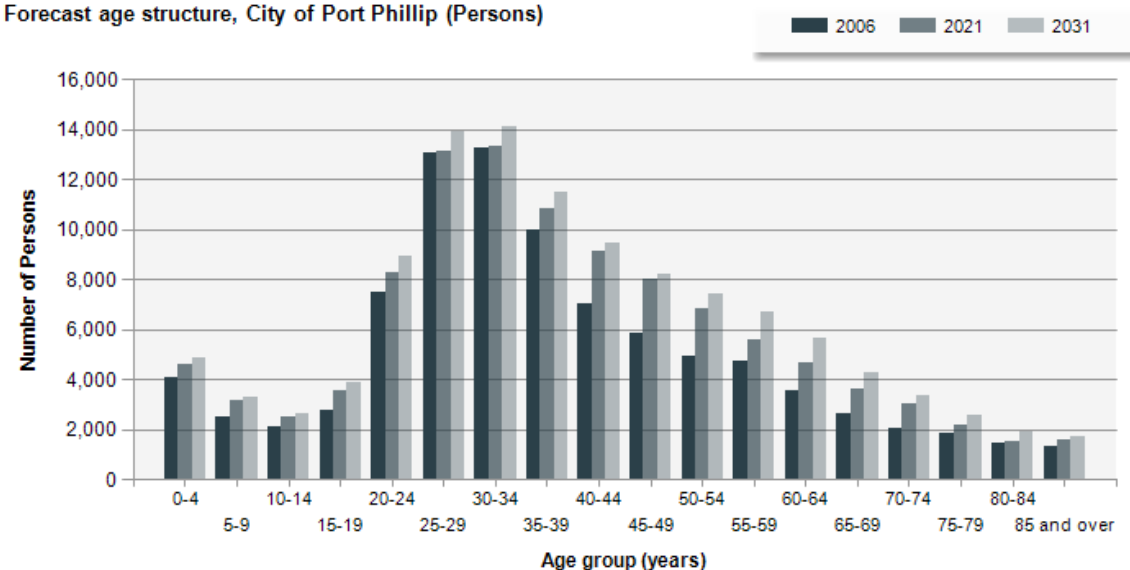
The neighbourhood is characterised by its high density housing and its close proximity and connections with the neighbouring municipalities of Stonnington and Melbourne.

¹³ Department of Health, Local Government Area Profile 2012

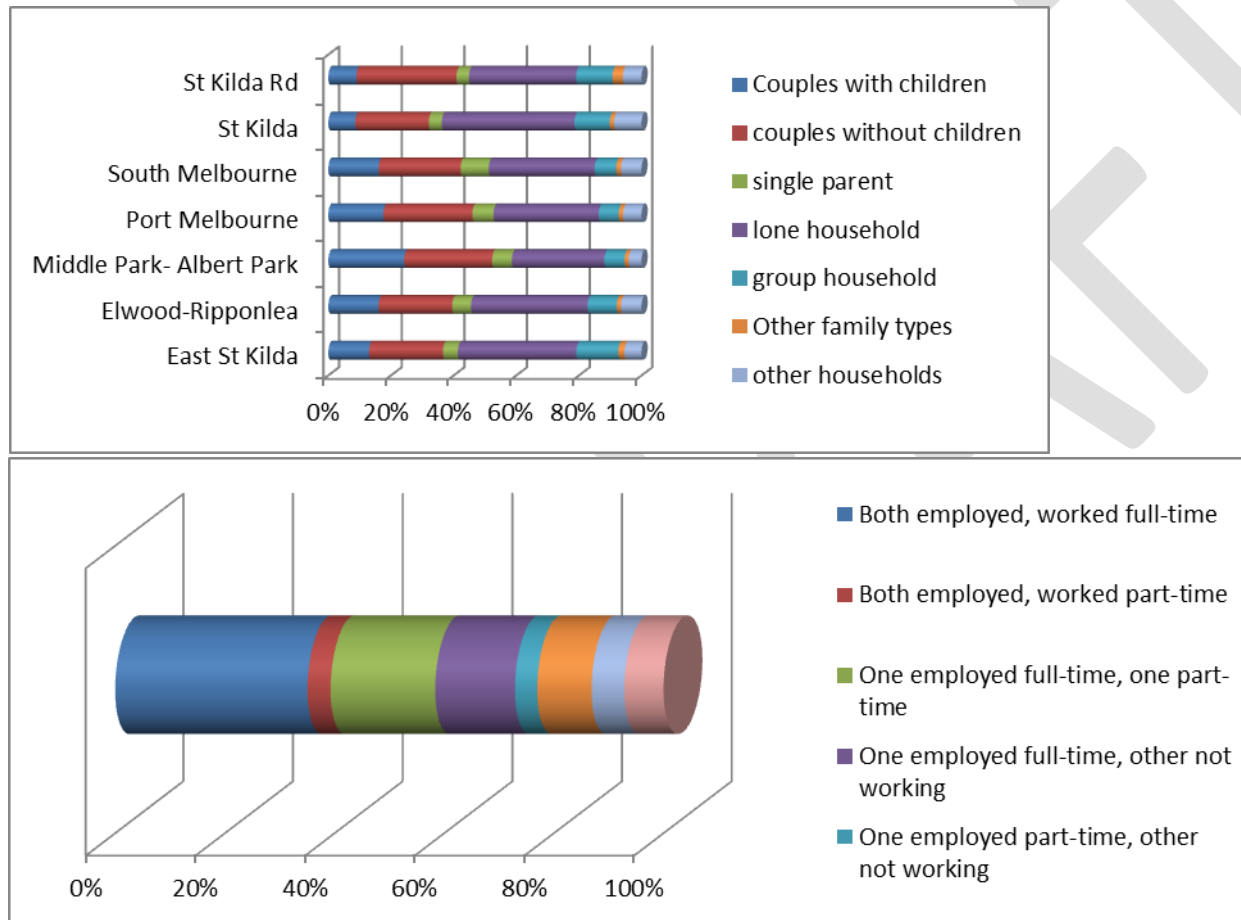
¹⁴ Australian Bicycle Council City of Port Phillip/Cycling Participation Survey, 2012

¹⁵ CoPP early years plan 2012-2015, p5

Forecast age structure, City of Port Phillip (Persons)



to be robust enough to cope with the increased demands. Some densification is expected to occur, and lone person and couple families without children will endure as the most prevalent household types. Port Phillip will continue to be a more affluent City and will need to implement strategies to deal with increases in population, road congestion, environmental pressures and competing demands for space.



Positive and Negative Indicators of Health – Port Phillip

Positive Indicators	Port Phillip	SMR Av	Melb Av	Vic Av
Cancer incidence per 100,000 people	470.1			511.4
Residents who commute over 2hrs per day (2011)	5%			11.60%
Residents who have less than 7 hours sleep per weekday (2011)	18.80%			31.50%
Residents who lack time for family/friends (2011)	21.30%			27.40%
General Practitioners per 1000 population (2010)	1.64	1.12		1.11
Dental Services per 1000 population (2010)	0.26	0.19		0.17
Pharmacies per 1000 population (2010)	0.26	0.19		0.19
Private health insurance cover	63.0%	51.7%		47.9%
Persons who delayed medical consultation because they could not afford it per 1000 population (2011)	11.4	13.8		14.4
Persons who delayed purchasing prescribed medication because they could not afford it per 1000 population (2011)	8.2	10.5		11.1
An active community, people do things & get involved in local issues/activities (2008)	68.70%		55%	59%
Parental participation in schools (2008)	66.00%		50%	49%
Multiculturalism makes life in the area better (2008)	87.50%		80%	76%
Safe on street after dark (2008)	65.50%	58.30%	57%	58.90%
Completed year 12 or equivalents (2011):				
Male	30.50%		21.30%	19.20%
Female	32.80%		23.20%	21.40%
Individual weekly gross income \$1500 plus (2011)	23.40%		10.50%	9.40%

Negative Indicators	Port Phillip	SMR Av	Melb Av	Vic Av
Children fully immunised at 24-27 months (2011)	88.10%	92.60%		93.10%
15-17 year olds who drank alcohol in the last 30 days (2009)	50.10%	45.90%		
15-17 year olds who smoked cigarettes (2009)	18.80%	15.60%		
People over 65 years living alone	29.90%		22.40%	23.20%
HACC Indigenous clients, per Indigenous population, 2010-11 (St Kilda SLA)	16.10%		5.70%	6.70%
HACC Non-English speaking clients, 2010 - 11 (St Kilda West SLA)	22.20%		17.7%	11.9%
Affordable rental (2012)	0.40%			20.70%
Social housing (2011)	7.50%	3.40%		3.90%
Total estimated homeless people (2008)- 12% of Melbourne	1658		13770	17511
Crimes against the person rates per 100,000 (2011-12)	1319.3	976.5		976.8
Crimes against property rates per 100,000 (2011-12)	7518.3	4481.5		4762.3
Drug offences rates per 100,000 (2011-12)	503.8	336.9		336
Alcohol-related ambulance attendances	107.95	50.1		34.09
Alcohol-related assaults 10,000 resident population	22.37	12.05		12.7
Alcohol-related serious road injuries	4.89	3.82		4.09
Registered mental health clients	12.3	8.8		10.9
Premature mortality from suicide and self-harm injuries (St Kilda)	13.3	10.2		11
Avoidable mortality - all causes* (ST Kilda SLA)	208.1		148.2	158.2

Life Stages

Health and wellbeing needs vary depending upon a person's age. With this in mind, it is critical that strategies and services not only address the universal service needs of Port Phillip residents as a whole, but also respond to the specific and varied needs of people at different stages of life.

Comparing health trends against differing age brackets allows us to understand the sort of issues more likely to affect specific groups. Particular risk behaviours such as tobacco, alcohol and drug use, are often more attributable to one age cohort than another and certain types of health issues can demonstrate trends through the life stages such as the development of chronic disease, obesity, diabetes and heart disease, vulnerability to heat stress and a decline in vision or hearing.

Although the social determinants for health apply to all people regardless of their age, ability or ethnicity there are critical periods of development which can have lasting impacts on a person's health and wellbeing – for example, infancy and early childhood, adolescence, and periods of transition (such as new parenthood, entry into the workforce and retirement).¹⁶

The changing demographics of our community require dynamic, responsive and forward thinking approaches to the way we provide services and address health and wellbeing needs within the community. As such, Council will remain focused on preparing and planning for changing demands and the impacts this will have on services, education facilities, housing and lifestyle.

¹⁶ The Victorian Public Health and Wellbeing Plan, 2011-2015

THE PRIORITIES

Each of the nine priority areas includes a discussion of pertinent health and wellbeing issues, supported by the inclusion of data and information from the community consultations. Each priority area discusses the role of Council and the partnerships that are necessary for addressing these issues. You will find a number of Council strategies and relevant Council plans presented in a table below each priority. The list provided may at times be broader in scope than the issues discussed. However the amount of current strategies and plans provides an illustration of the scope of work required to comprehensively respond to each of these priorities.

Overview

The themes set out in the Plan are broad categories and are not meant to be viewed as discreet 'silos'. Rather they allow for a multipronged and holistic approach for encouraging healthy and vibrant communities. Many issues affecting community are multifaceted and do not sit neatly under any one theme. As such, although this plan addresses key issues predominantly under one particular priority reference may also be made to that issue in other priorities. The table below acts as a guide to the issues discussed under each priority.



1. Social inclusion and connectedness

A socially inclusive and connected community is one in which all members feel valued and have the opportunity to fully participate in community life. Knowing your neighbour, having a secure job, playing sport at a local club, and having your voice heard at a community event all help to connect us with others and support good health and wellbeing.

During consultations many people spoke about the importance of social inclusion and connectedness and their desire for more opportunities to participate in community activities that are inclusive of people of all ages, abilities and diverse cultural and economic backgrounds. People

also spoke about the need for greater connection between neighbours and for more information regarding “what’s on” in our municipality.

I just wish there were groups I could join in and feel a part of but maybe there are. I wish to join a nice are group for just females so I could feel safe and be friendly -
Resident

Research supports the importance of building socially inclusive and connected communities. Communities with high levels of friendship and connectedness are not only more enjoyable but tend to be healthier than others.¹⁷ It has been shown that affluent countries with high levels of inequality also have greater levels of poor health and social problems within the community. Conversely, social isolation can have serious health consequences

with a similar impact on a person’s health to factors like smoking or a lack of exercise. In essence, this means that more equal societies do better.¹⁸

There is good evidence of social inclusion and community connectedness across Port Phillip, with higher numbers of people embracing multiculturalism, belonging to organised groups and undertaking voluntary work than for the rest of Victoria.¹⁹ City of Port Phillip programs such as Linking Neighbours, Social Meals as well as the many community gardens that operate in the area highlight social participation opportunities that are currently being utilised by residents. Despite this, many members of our community do not feel included. Factors such as poverty, education levels, gender, and ethnicity, physical and mental health all

Meeting people and having social networks are very important. It gives a greater community sense of belonging and hopefully helps people realise they are not alone -
Resident

¹⁷ CoPP MPHWP 2007-2013

¹⁸ House, Lambis and Umberson as cited in Cacioppo and Patrick as cited in Kelly 2012

¹⁹ 2011 ABS Census

contribute to a person's ability to engage with their wider community.

Income and housing inequality is a significant issue in Port Phillip. There are a higher number of single occupant households compared to the rest of Victoria and older males are more likely than any other group to live on their own.²⁰ While many residents happily choose to live alone, community consultations highlighted that some residents feel lonely and isolated.

Some people in our community are at greater risk of social exclusion may include those who live alone, Aboriginal and Torres Strait Islander people or new migrants. Social exclusion can also be felt for different reasons by low income earners, people with a disability or mental illness, and people experiencing homelessness. There is a need for targeted support for people at risk of social exclusion – support that is empowering, builds access to opportunities, and recognises the links between issues such as mental health, poverty and homelessness. The rate of registered mental health clients in Port Phillip is higher than for Victoria (1.3 per cent compared to 1 per cent)²¹ and people spoke of the need for better mental health care in the municipality and for community education to reduce the stigma of mental illness.

Strategies	Relevant Council documents
<ul style="list-style-type: none">• Promote and strengthen social inclusion and community participation through a wide variety of community programs that build on community initiatives and include people of all ages and abilities.• Provide targeted support to people at risk of social exclusion, building self-confidence and community participation opportunities.• Ensure Council's community libraries, facilities and spaces are welcoming, accessible and relevant to community needs now and into the future.• Provide a diverse range of connection opportunities, utilizing both technological	<ul style="list-style-type: none">• Social Justice Charter• Building Connected Neighbourhoods Strategy• Sport and Recreation Strategy• Ageing Well in Port Phillip Strategy• Early Years Plan• Youth Development Strategy• Reconciliation Action Plan• Multicultural Strategic Framework• Homelessness Action Strategy• Drug and Alcohol Strategy• City of Port Phillip Responsible Gambling

²⁰ 2011 ABS Census

²¹ ISEPICH: Population Health Atlas Planning Resource, 2013

<p>(online and social media) and traditional (letter drop/ written/ verbal) methods.</p> <ul style="list-style-type: none"> • Promote increased volunteerism, a culture of active citizenship. • Investigate opportunities to strengthen the mental health service sector and reduce the stigma of mental illness in the community. 	Policy 2011
---	-------------

2. Social and cultural diversity

Diversity means recognising that everyone is different in some way whether due to ethnicity, culture, religion, age, wealth, sexuality, gender or ability. Council is committed to valuing, respecting and strengthening diversity, in-line with the principles of our Social Justice Charter. In consultations with the community, many people spoke about the link between diversity and social inclusion.

It's great to socialise with those you know but it would be great if there was a mixture of people - Resident

Valuing diversity is important for a number of reasons. It is unjust, unfair and can be illegal to treat a particular group of people differently or in a discriminatory way. Studies have found that discrimination, racism and harassment can have significant mental and physical health consequences such as frustration, stress, anxiety, depression and high blood pressure. Discrimination can affect a person's ability to maintain healthy behaviours such as physical activity or involvement in community activities; and can lead them to engage in unhealthy ones such as alcohol or drug abuse. It can also restrict access to the resources and services required for good health: including education, employment, and participation in sports, cultural and civic activities.²²

Rainbow place and the Wominjeka BBQ: I have made friends here and have community that is like family - Resident

By including and welcoming individuals and groups from diverse backgrounds, we open our minds to new experiences and ways of thinking. This leads to more ideas, solutions and innovation. International research highlights the flow-on benefits of this, including more jobs and economic growth, and culturally diverse and creative

²² <http://www.vichealth.vic.gov.au/>

communities.²³ We also benefit by reducing the economic and social costs of discrimination, protecting human rights, and building social cohesion and inclusion.

Port Phillip has strong social and cultural diversity including recognition of the Indigenous history of the City. Council is currently implementing a three-year Reconciliation Action Plan in partnership with the community. In consultations, people spoke about the need for greater public awareness of the health issues affecting the Indigenous community; for more opportunities for Indigenous people to feel connected to their culture and language, employment and education and for more outdoor festivals such as the Yalukit Willam Ngargee.

While some culturally diverse groups are large and well supported; there are emerging communities who run the risk of being isolated. Many of these emerging communities come from the Horn of Africa. Their circumstances place them at high risk of social isolation due to having limited established social networks and understanding of the local service system. Council has a Multicultural Strategic Framework in place; consults with residents through the Multicultural Forum and Multifaith Network; provides grants to culturally diverse community groups; and has endorsed the National Anti-Racism Campaign. In consultations, people spoke about the need for greater support and inclusion for culturally diverse communities; for a greater focus on eliminating racism; and more information translated into community languages.

The Port Phillip community also includes a strong our gay, lesbian, bisexual, transgender and intersex (GLBTI) community celebrated annually through a Pride March. In consultations, people raised concerns about homophobic community attitudes and the lack of targeted aged care. Residents said there are not enough services for transgender residents.

When considering diversity, we also need to consider gender, with gender equity being an issue in Port Phillip as it is across Australia. An individual's gender can contribute to the degree of power and autonomy they have in their life, work, relationships, resources and connection with their community. More women than men are classified as low income earners in our community (57.8% of women are low income earners with 60.2% of men classified as high income earners)²⁴ and are more likely to be involved in part-time work and to be carers. With this in mind; women may experience a decreased sense of power over their choices and ability to connect with their community socially and economically. This highlights the importance of supporting and valuing women's full and equal participation in community life.

*Lesbian couples not
accepted in aged care
facilities-recognition –
Port Phillip Resident*

²³ Mark J. Stern and Susan C. Seifert , "Re-presenting the City: Arts, Culture, and Diversity in Philadelphia"

To value, respect and strengthen social and cultural diversity, we must understand and respond to the ever changing needs of all individuals and particular groups within our community, work to eliminate discrimination, and encourage awareness and understanding of the benefits diversity brings to us all.

Strategies	Relevant Council documents
<ul style="list-style-type: none"> • Pursue social justice and inclusiveness for all people in our community • Foster a community where people from diverse cultural and linguistic backgrounds have access to local health and support services and feel included and safe • Promote gender equity and community participation opportunities for women in our community • Continue to pursue reconciliation with our indigenous community and advocate for targeted services to meet their health and support needs • Investigate and advocate for the service needs of the GLIBTI community • Enable an inclusive community that welcomes diversity and works to eliminate discrimination. 	<ul style="list-style-type: none"> • Social Justice Charter • Multicultural Strategic Framework • Reconciliation Action Plan • Ageing Well in Port Phillip Strategy • Youth Development Strategy • Early Years Plan • Access Plan

²⁴ 2011 ABS Census

DRAFT

3. Vibrant and changing communities

The environment we live in has significant impacts on our health and wellbeing. Urban environments create particular health challenges to air pollution, overcrowding, food insecurity, crime, and social isolation. However, they also support good health and wellbeing through access to jobs, education, clean and functional open spaces, social services, cultural resources, parks and beachfronts; lively activity districts and community life. In Port Phillip, Council seeks to minimise the negative health impacts of urban living and maximise the positive ones. In doing so, foster a vibrant and creative city with connected neighbourhoods, high quality infrastructure, clean and enjoyable open spaces, lively cultural pursuits and accessible community facilities

A vibrant and innovative city can bring many benefits, with the links between arts, culture and health and wellbeing well documented²⁵

Keep the vibrant village feel. I love Elwood for the sense of community- Resident

Fostering innovation more broadly can enhance the overall appeal and attractiveness of our municipality through broadening work opportunities and increasing access to a range of goods, services and open spaces. It can also address social exclusion by increasing employment opportunities, skills development and connection opportunities for all.

Port Phillip is recognised as a creative city with the highest proportion of creative workers (15% of total employees) of any municipality in Victoria.² The City is also home to a variety of leading arts and cultural institutions and a range of festivals and events. Successful programs such as Access Arts provides such opportunities and creates spaces for active involvement in the City's cultural space for all members of community.

Access to open spaces and community facilities is also an important part of this. Parks, libraries, learning centres and community hubs all help to inspire creativity, enjoyment, and education for all. Residents have highlighted the importance of facilities that are affordable and offer a mix of activities and events.²⁶ They have also suggested there should be more performance spaces.

We need appropriate development that respects the character of the area -Resident

²⁵ Since the 2002 publication of Richard Florida's book "the Rise of the Creative Class", many urban governments have sought ways to attract people with creative jobs and talents in the belief that their presence helps build a strong local community, contributes to an overall sense of identity, and enhances economic competitiveness. Council's Economic Development Strategy, 2012

² ABS Census 2006 as cited in City of Port Phillip Economic Development Strategy 2012 - 2016

²⁶ Community consultation for Building Connected Neighbourhoods Strategy

Population growth is a key challenge for the future of Port Phillip and requires Council to take a place based approach to forward planning through the development of a range of new sites including Fisherman's Bend in Port Melbourne. The ongoing densification is a relevant factor shaping Council's planning processes. Responsive and innovative development of Port Phillip's open spaces is viewed as critical for maintaining the health, creativity and vibrancy of the City and for allowing people to thrive within it.

Port Phillip has a strong local economy and business community supported by its proximity to Melbourne's CBD, infrastructure and natural amenities. Council plays a role in supporting established and emerging businesses as well as local markets through the Port Phillip Economic Development Strategy. Port Phillip's Social Procurement Committee is actively involved in promoting social procurement opportunities in the municipality to encourage greater community benefits from local business. Council is also in the process of developing an Aboriginal employment strategy that seeks to advocate and promote employment and business opportunities for local indigenous people.²⁷

Our local businesses and traders are key partners in building social and economic inclusion. This includes increasing local employment opportunities and developing urban designs to combat such issues as safety, particularly associated with the night-time entertainment and events. Priorities raised by residents include access to education and skill based learning and employment opportunities, greater support for social enterprises. Afterhours trading along St Kilda Road, and an increase in the diversity of shops and businesses in our activity centres were also desired by residents.

We know that a vibrant and innovative city is underpinned by good urban planning and land use. Port Phillip is a city of distinct 'village like' neighbourhoods, which combine local character and heritage, and are viewed as important elements for social connectedness and economic prosperity. There is a need to promote the distinct character of our different residential neighbourhoods while simultaneously balancing the competing demands on land use.

Council has developed the Open Space Strategy and Place Space Strategy and is developing a Connected Neighbourhoods Strategy promote a sense of community. In consultations, people spoke about the need to monitor housing density and traffic levels particularly around natural assets such as the foreshore. Planning for new infrastructure will need to consider the impacts of an increasing population - combining innovative design with strong environmental awareness.

²⁷ City of Port Phillip Reconciliation Action Plan 2012 - 2015

Strategies	Relevant Council documents
<ul style="list-style-type: none"> • Support businesses, facilitate networks and opportunities for economic prosperity • Continue to monitor the development of high density housing and traffic areas • Improve access to a diversity of high quality lifelong learning and vocational opportunities • Support, promote and deliver a diverse program of festivals and events across the City • Facilitate and support cultural enterprises and clusters • Maintain and improve local village feel and streetscapes as vibrant places for all • Development and implementation of an integrated strategy to deliver adaptive building and open/green space design 	<ul style="list-style-type: none"> • Economic Development Strategy • Youth Development Strategy • Ageing Well in Port Phillip Strategy • Arts and Culture Policy, Festivals Framework • Building Connected Neighbourhoods Strategy • Port Phillip Heritage Review V15, 2011 • City of Port Phillip Housing Strategy 2007 – 2017 • City of Port Phillip Reconciliation Action Plan 2012 - 2017

4. Responsive and Coordinated Services

In consultations with the community, people spoke about the importance of local services to their quality of life, including transport, education and health. They highlighted the need for services to be more integrated, making them easier to access and limiting the amount of times people have to share stories with multiple service providers. Improving access to mental health services and making them more affordable was seen to be a particularly important. People also spoke about the need to improve 'service literacy', that is, an understanding of what services are out there and how they can be accessed.

We want a community that is connected by a range of well integrated sustainable models - Resident

Access to quality services including health, education, social support, employment and housing is important for equity and for improving the health and wellbeing of everyone. Effective coordination of services; with a preference for co-locating services in the one space, creates a highly responsive service system. More importantly, integrated services provide universal access for all people and address a range of health issues across all life stages.

In recent decades, there has been greater recognition of the multiple and inter-connected health issues that people often face, requiring more than a single intervention. Collaboration between service providers and the delivery of integrated services has become an increasing focus to ensure services are providing better support and improving health outcomes.²⁸

Council needs to stimulate the community to support each other and work together - Resident

Council plays a number of roles in ensuring integrated and responsive services. We are a service and program provider - funding services such as family, youth and children services as well as Home and Community Care services that promote independent living for older people. We are also a facilitator - bringing partners, agencies and the community together to improve services through a number of community networks and forums across a range of service sectors. Council also advocates to the State and Federal Government on service issues, for example community housing.

²⁸ Robinson E et.al, Good and Innovative Practice in Service Delivery to Vulnerable and Disadvantaged Families and Children, <http://www.aifs.gov.au/cfca/pubs/papers/a142861/cfca09.pdf>

This all points to the importance of a partnership approach to local services – with Council, government departments, service providers, community organisations and local residents working together to improve service systems and our understanding and ability to respond to local issues and needs. Community input is key to this - to improve service responsiveness; services need to be developed with the people who will ultimately use them. This is particularly important for responding to the needs of changing demographics including the growing number of children aged 0 to 4 and our ageing population.

Limited and competing demand for resources means we need to work in partnership and continue to find creative, coordinated and proactive ways of working. To ensure services meet the needs of our current and future community, Council will foster and strengthen partnerships with the community and agencies to identify and address emerging needs and reduce gaps and duplication in service delivery. Proactive community

Strategies	Relevant Council documents
<ul style="list-style-type: none"> • Improve awareness of Council’s services through the use of more innovative approaches to inform and engage the community • Advocate to the state and federal government on service delivery and needs in Port Phillip • Create opportunities for community members to be actively involved in the 	<ul style="list-style-type: none"> • Homelessness Action Strategy • Early Years Plan • Youth Development Strategy • Sustainable Transport Strategy • Ageing Well in Port Phillip Strategy

engagement strategies as well as the efficient use of technology and other communication channels will assist in this regard.

<p>development and coordination of the service system through maximising consumer input</p> <ul style="list-style-type: none"> • Advocate for the development of service sites that host multiple services in one location • Work collaboratively with key stakeholders to coordinate service issues as well as service responses to address existing and emerging trends 	<ul style="list-style-type: none"> • Housing Strategy • Economic Development Strategy • Child Care Policy
---	--

DRAFT

5. Sustainability

The Boon Wurrung have been custodians of the Port Phillip region for over 40,000 and continue to emphasise the importance of caring for the environment in which we live. Located at the confluence of eight major freshwater rivers and creeks with feed into Port Phillip Bay (Nairn) Port Phillip is home to thousands of species of interdependent plants and animals.

The active participation of community members across the municipality in litter action, pollution and weather watch, flora and fauna protection, native plant regeneration, growing and making skill-share networks and advocacy groups speaks to the vital connection we feel to our natural environment. In consultations, residents drew a connection between the health of the environment and their own sense of health and wellbeing. Community members expressed a strong desire to connect more with nature, preserve our natural heritage for coming generations and to live in a more sustainable manner.

The natural assets of Port Phillip attract a multitude of residents and visitors to the municipality, particularly along the foreshore but are marred when street litter often ends up in our parks, waterways and along our beaches. Residents suggested that a combination of

We need improved management of stormwater i.e. more filters to prevent rubbish blocking drains or rubbish accessing beaches-
Resident

educational, behavioural and infrastructural strategies were needed to reduce the amount of contaminants entering the bay, particularly cigarette butts, plastic bottles and bags. A better-serviced and more comprehensive network of rubbish and recycling bins in parks, along the foreshore and close to public transport was seen as particularly important for this aim.

Residents thought of recycling and composting as home based initiatives which supported the health of their immediate environment, and suggested that regular collections of green and organic waste should be included in council's waste service would assist their efforts. Community composting through local gardens was suggested as an effective method of improving the environment and creating a sense of community.

By redistributing 1.4 million tonnes of food which would otherwise have gone to landfill, Second Bite saved six million kg Co2-e in 2011/12 by and helped feed 1.2 million Australians facing food insecurity.

Climate change was recognised as a growing concern, and in particular its impact upon rising sea levels, flooding and storms. Community gardens and farmers markets offer people the opportunity to for local residents to lower their personal carbon footprint and mitigate the effects of climate change.

Climate Risk

The extreme weather effects resulting from climate change are particularly pertinent to older residents, low income earners and those suffering homelessness. Many residents said they could not afford to adequately heat or cool their homes on extreme weather days,²⁹ or protect their homes against environmental emergencies. They would also like to see more access community spaces which afford some measure of protection against hot weather including parks with more shaded play areas and water taps; and the installation of solar panels on the rooftops of houses, businesses, community facilities and schools.

I limit heating - this is not good for me at home. It affects my health - Resident

Education and investment in sustainable design and technologies will play an important role in making our community more resilient to the effects of the changing climate. Council will also continue to map the risk and effects of climate change, and utilise this when designing its policies and programs, including through the implementation of the heat wave management strategies, the Climate Adaptation Plan, and the Municipal Emergency Management Plan

Sustainable Transport

Emissions have a significant effect on the quality of the air we breathe and live in and contribute to the high incidence of childhood asthma already prevalent in Port Phillip.³⁰

Transport has a significant effect on air quality, it accounts for approximately 30 per cent of the emissions produced by an average Port Phillip household. While there has been an increase since 2006 in the number of people riding, walking or catching public transport to work;³¹ 43.7 per cent of residents still drive to work.³² Residents have said they are concerned about the growing congestion on roads the impact this has on the environment. Residents said they would be more inclined to use public transport if it were more affordable, convenient and safer to do so; and if it were connected to local shops, services, schools, parks and local transport hubs.

²⁹ Age, housing (poor thermal infrastructure) and social isolation are significant risk factors of heat stress

³⁰ ISCHS, 'A Profile of the ISCHS Population, Health and Services' 2013

³¹ MPHWP 2013-2017 Background Report, February 2013

³² Commuter travel modes of car as driver, motorcycle and truck

Strategies	Relevant Council documents
<ul style="list-style-type: none"> • Support the implementation of an integrated water management plan that saves and harvests water and treats municipal pollutants through water sensitive urban design. • Improve infrastructure and support community response through flood and emergency management planning. • Conserving our natural heritage through maintaining and enhancing significant sites, and regional biodiversity and habitats through integrated research and planning beyond our municipal boundaries. • Support the development of Port Phillip as a green city through vertical and rooftop greening, use of energy and fuel efficient technologies and renewable energy sources that minimise emissions and close the loop between production and waste disposal. • Support community leadership and innovation in sustainable living and provide more opportunities to connect with and care for nature • Build resilience to increasing utility bills and thermal discomfort. 	<ul style="list-style-type: none"> • Sustainable Transport Strategy • Bike Plan • Walk Plan • Public Transport Advocacy Statement • Sustainable Design Strategy • Greenhouse Plan • Climate Adaption Plan • Waste Management and Resource Recovery Toward Zero • Greening Port Phillip Strategy • Open Space Strategy • Play Space Strategy • Water Plan • Open Space Water Management Plan • CoPP Municipal Emergency Management Plan

6. Transport and mobility

Safe and accessible transport enables people to stay connected and participate in important aspects of life such as work, exercise, visiting friends and family, accessing services, programs and community events. Council is working to enable access to low cost, sustainable and safe transport options, and ensure people can safely and easily navigate the streets, footpaths and bikeways to make their way around our City.

Active transport (e.g. walking, riding) habits established early in life can help combat the impacts of a sedentary lifestyle and rising obesity rates as we age. Our transport choices also have far reaching consequences for the environment, road congestion, future infrastructure planning and road and pedestrian safety.

I have to avoid overhanging branches especially on pathways, sometimes I even have to walk on the road – CoPP resident

Safe, inviting and accessible walk and bike ways encourage people to develop healthier long-term habits. Through consultations, the community has emphasised their desire to use more sustainable and active transport and alternatives to the car. While a significant proportion of Port Phillip residents walk, ride or otherwise exercise on a regular basis,³³ many residents have told us they are discouraged by footpaths that are congested, crowded and dirty. They have suggested that adding more crossings and longer crossing phases for pedestrians, and separate bike and walk ways may encourage more people to be active, particularly older people and those with a disability. Residents also consider personal security, poor

lighting and the impact of adverse weather conditions as impediments to walking and riding around Port Phillip.

Local infrastructure should support the safe integration of the different modes of transport, for instance, bikeways which encourage riders to stay off footpaths but are safe enough for inexperienced riders such as children. With increasing numbers of bike riders, residents have told us that they would like clearly marked bike lanes and a continuous route which serves local destinations.

St Kilda beach Bike riders shouldn't be allowed to ride fast...should be walking only – CoPP resident

³³ 92.1% of residents participate in sport and recreation at least twice a week; residents report that walking, cycling and swimming were the three most participated in. LDC CoPP MPHWP Data Analysis 2013

Council believes that transport should be accessible for all. 25.5 per cent of Port Phillip residents have experienced transport limitations or restrictions.³⁴ Disability, age, English language proficiency, competence in numeracy and literacy, distance from public transport and safe connecting pathways need to be taken into account when designing transport options.

It is important that we recognise that uneven footpaths and overhanging branches can severely limit a person's ability to get around independently.³⁵ Residents have told us that there needs to be more disability parking places around shopping centres, community hubs, and health services. They have suggested that a greater amount of public seating would enable people to take rest stops while walking around the City and to and from major shopping precincts. Residents have also told us it is important to obtain feedback from people in wheelchairs and scooters on footpath and shopping centre accessibility, and to consider scooter recharge points.

The beach path is great, but there's no bike path between St Kilda and East St Kilda – CoPP resident

18.4% of households in Port Phillip do not own a car and there is a higher rate of public transport and bicycle usage compared with Victoria generally (27% as compared to 11.1%).³⁶ Residents told us that longer operating hours, more raised tram stops and support for people getting on and off would help make trains, trams and buses more accessible and user friendly.

Provision of a range of transport options is not only important for travel to other areas of Melbourne but is just as critical for intra-city travel. We know that transport which allows people to travel within Port Phillip (not just into and out of the city) assists with isolation, personal well-being, levels of independence and self-esteem. Residents suggested that Council can support intercity connections by increasing the frequency of the free, wheelchair accessible community bus and by making its timetable available in a wider range of formats and languages; as well as by developing more intra-city connecting bike and walk ways. Access to temporary bike use options such as the Melbourne bike share 'blue bikes', or the community run Back2Bikes and free or low cost helmets would also promote connectivity in addition to encouraging healthy and sustainable commuter habits.

³⁴ VicHealth Indicator's survey

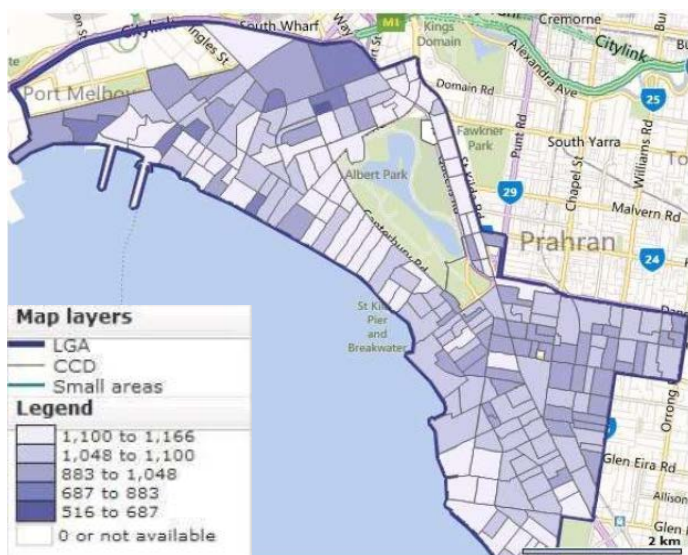
³⁵ Walking a Bike Riding Study Report, 2010

³⁶ ABS Census of Population and Housing, 2011, p19; CoPP MPHWP 2013-17 Background Report, Working Draft February 2013, p31

Strategies	Relevant Council documents
<ul style="list-style-type: none"> • Ensure bikeways and walking routes are interconnected throughout the city and address the changing transport needs of a high density community • Implement infrastructure and innovations to support local bike riding • Design and implement sustainable and accessible streetscapes • Advocate to state and federal governments to support improved infrastructure and management of transport in and through the city now and for the future • Work with State Government and community to deliver safe and connected commuter bike routes and pedestrian access on major roads • Support the development of walkable and connected neighbourhoods through the provision of a range of safe, accessible and integrated sustainable travel modes. 	<ul style="list-style-type: none"> • Sustainable Transport Strategy • Bike Plan 2011-2020 • Walk Plan 2011-2020 • Municipal Strategic Statement • Open Space Strategy 2009 • Play Space Strategy 2011 • Sustainable Design Strategy 2006 • Public Transport Advocacy Statement 2009 • Water Plan 2010 • Climate Adaptation Plan 2010 • Access Plan 2013 - 2018

7. Access and affordability

Access and affordability are broad terms which refer to a range of factors affecting a person's ability to connect with and participate in the community. These limitations can be felt by anyone but are most pertinent for those experiencing marginalisation or disadvantage including older persons, refugee and migrant populations, Aboriginal and Torres Strait Islanders, low socio-economic groups, those with a disability or mental illness and people suffering from substance addiction. The resulting social exclusion has far reaching impacts on a person's physical health and mental wellbeing, where they live, the quality of their housing and their ability to engage in employment and education opportunities.



Food

Food security relates to a person's ability to access nutritionally adequate, safe and culturally appropriate food.³⁷ Council recognises that access to food is both a social determinant and a basic human right. Food is often considered a discretionary item and how much is spent on it is determined by how much money is left over after paying utility bills, rent/mortgage, and other compulsory fees. We know that 5.8 per cent of people in Port Phillip suffer food insecurity.

In Australia, nearly 70 per cent of men, 56 per cent of women and 25 per cent of children are now considered overweight or obese³⁸. We know that nutritious, healthy food is often more expensive and less affordable than cheaper fast food options. Just under half of Port Phillip residents do not meet their daily fruit and vegetable requirements.³⁹ A lack of nutritious food can significantly affect a person's physical health and mental wellbeing and has been shown to

Food Deserts are residential areas with no easy access to fresh fruit and vegetables within a 500m radius. There are several food deserts in Port Phillip, including St Kilda Rd and Queens Rd. – ISEPICH 2013 Data Book

There's not enough cheap/free healthy food/fruit etc and free accessible water. Means I can't be healthy cause I can't afford it – CoPP resident

Although Port Phillip remains one of the most affluent cities in Victoria (ranking 5th of the SEIFA¹ scale in 2011) several individual neighbourhoods sit much lower in the rankings.

³⁷ Draft ISEPICH Data Report 2013

³⁸ 2011-12 Australian Health Survey

³⁹ Local Government Area Profiles, DoH 2011

⁴⁰ Communities and families clear house Australia CAFA 2011.

There are a number of communal vegetable gardens and farmers markets in Port Phillip which allow people greater access to fresh fruit and vegetables, and enhance social connectedness within the community. Community kitchens, free cooking classes and social cooking events allow people to develop cooking skills and share different cuisines. Residents have said they need more local businesses supplying food at cheaper prices to low income earners and greater support for services such as Foodbank, Second Bite and PPUFFN to enable better access to fresh, healthy food options.

Social and Community Spaces and Sports in Port Phillip

Although 93.6 per cent of Port Phillip residents feel they have easy access to recreational and leisure facilities; limited access to public amenities due to restrictive opening hours, cleanliness and their location was a significant concern for a range of community members.

Port Melbourne has a lot of parks but old people are not using them...because of a lack of toilets, benches and drinking foundations too. – Senior Citizen, Port Melbourne

Port Phillip has a range of open environments such as the foreshore, Albert Park lake, numerous parks and urban gathering places which are free to access and use. Surveys have suggested that up to 66 per cent of residents use the foreshore for some form of recreational activity⁴¹ and is a popular destination for visitors to the municipality.⁴² In order to support the entire community and encourage diversity, these spaces need to be welcoming for all people.

Residents have said they would like to see more recognised meeting places with seating, shade, wet weather cover, access to fresh water, BBQ facilities, play equipment and public amenities, and free internet (WiFi) opportunities in urban centres. They have also expressed a desire to see more ‘dog friendly’ spaces.

The variety of sporting groups which utilise these environments play a significant role in engaging residents and fostering healthy lifestyle habits.

Studies show that low income families find it difficult to participate in many sports such as swimming, gymnastics, tennis and exercise classes. Membership, annual fees and a ‘club culture’ that doesn’t support people of different backgrounds and abilities can prevent more marginalised groups from participating. Recent reports have indicated that children from low income families play half as much sport as those from high income families.⁴³

A lack of nearby facilities and the affordability of activities were the two main reasons for not participating in sport and recreation activities

There are quite a few sports teams, but they’re not really publicised a lot, so it’s very hard to access teams and stuff that you can get involved in – Young Person, Elwood

⁴¹ Open Space Strategy 2009

⁴² Open Space Strategy 2009

⁴³ Dr Carol Maher, Postdoctoral Research Fellow University of South Australia

Residents have told us that organisations should be supported to develop inclusive and tolerant cultures which engage people regardless of their age, ability, race or socio-economic standing.

Services

Access to services is generally affected by the number, location, opening hours and cost of those services. In Port Phillip, despite having a high number of health services in Port Phillip, there are only a relatively small percentage of services that bulk billed when compared with Victoria generally.⁴⁴ Community consultations have indicated that a significant number of residents find it difficult to afford health services and medication. Residents have said they require more GPs who bulk bill and dentists who provide low cost services and are open outside of standard hours.

Consultations have also highlighted the difficulties of accessing age and culturally appropriate health care services responsive to the needs of a diverse range of people. Residents have told us that services should be co-located, near to centres of need and accessible by public transport and should include more assertive outreach programs for those who are less mobile or less willing to use more traditional health services.

Can't afford heating or good coat. No access to public toilets. Can't afford medicine, food and transport. More price reductions for good food and medicine – CoPP resident

Long waiting lists for child care places in Port Phillip are also of concern for Residents. Without access to affordable child care it is difficult for many parents to return to the workforce.

In light of the aging population, consultations also drew attention to the provision of services for aging residents. We know that the majority of people receiving home and community care services are already low income earners⁴⁵ and struggle to afford the cumulative costs of services and medications. Government funding does not meet the actual cost incurred by residents.⁴⁶

Many residents recognised that as they age they will probably need to move to more supported accommodation;⁴⁷ however, the majority of residents expressed a desire to stay in their homes and within Port Phillip as they age.⁴⁸ In doing so, they will need to be able to access affordable and appropriate services and to be in close proximity to shops, community facilities and public transport

options.⁴⁹

⁴⁴ Draft ISEPICH Data Report 2013

⁴⁵ Ageing Well in Port Phillip Strategy 2006-2016, p20

⁴⁶ Ageing well in Port Phillip Strategy 2006-2016

⁴⁷ Ageing well in Port Phillip Strategy 2006-2016, p23

⁴⁸ Ageing well in Port Phillip Strategy 2006-2016, p23

⁴⁹ Ageing well in Port Phillip Strategy 2006-2016

Strategies	Relevant Council documents
<ul style="list-style-type: none"> • Seek to make the City a more welcoming, accessible and safe place for older adults • Foster a city where people living with disability can participate in community life without barriers • Enhance recreation and sporting activities that support people of all ages and abilities • Provide flexible community spaces that meet the broad needs of the community • Ensure our parks, open spaces and the built environment encourage activity for all ages and abilities • Continue to identify opportunities to develop and manage the use of public toilets in the municipality 	<ul style="list-style-type: none"> • Access Plan 2013-2018 • Ageing Well in Port Phillip Strategy 2006-2016 • Sport and Recreation Strategy 2008 • Building Connected Neighbourhoods Strategy 2013 • Open Space Strategy 2009 • Play Space Strategy 2011 • Reconciliation Action Plan 2012-2015 • Access and Allocation Policy • Climate Adaptation Plan 2010 • Cool Places Strategy

8. Housing and homelessness

Council recognises that housing is a basic human right and is cognisant of the impact that housing stress and homelessness can have on a person's life.

Median mortgage repayments and rents in Port Phillip are generally higher than in the rest of Melbourne. Rents rose by approximately 46 per cent between 2006-2011;⁵⁰ and Port Phillip is now recognised as an area with a very low proportion of affordable housing.⁵¹ Research has found that losing the ability to afford housing can result in a decline in mental health⁵² and has wide ranging impacts on living practices, such as the ability to buy food.

Quality of housing also remains an issue - low income earners and renters are often unable to retrofit sustainability measures; prepare their homes for extreme weather conditions or make other general improvements to the quality or environmental and economic efficiency of their homes.

Community consultations continue to highlight the need for more affordable and quality housing options which are accessible to all. Residents are concerned that growing rental prices and insecurity of tenure will force more marginalised groups to move out of the area and increase the proportion of those suffering housing stress.

Government, Council and community housing service providers are often the first port of call for those who are experiencing housing stress and recognise that housing stress can ultimately lead to homelessness. Despite the

work of these organisations, homelessness and the provision of community housing remains a major issue.

Homelessness frequently places people at risk of further harm – it impacts upon a person's diet, personal safety, mental health, security of possessions, ability to engage and connect with employment and education opportunities, and increases exposure to substance abuse, violence⁵³ and the effects of extreme weather conditions such as heat stress.

In this strategy '**Community Housing**' is used to refer to social, community and public housing.

We need more affordable housing that doesn't have associated health risks e.g. dampness, ventilation and heating. – CoPP resident

Gentrification, rental increases, expensive cost of living pushes people out on to the street. – CoPP resident

⁵⁰ CHP, Media Release 'Homelessness in Port Phillip Second Highest in the State', 5 December 2012

⁵¹ Only 0.5 per cent of rental properties were deemed affordable according RTBA data in June 2012 – one of the lowest in Victoria.

⁵² Taylor, Pevalin & Todd. Cited in Foster et al 2011).

'homelessness' refers not just those living on the street, but also those with insecure housing who move frequently from one temporary shelter to another (often referred to as couch surfers) and those living in rooming houses or with living arrangements below the minimum standards.

Young people, some Aboriginal and Torres Strait Islanders, people fleeing domestic violence, low income earners, older long-term renters, and those with a mental illness are more likely to have difficulties securing safe, long-term housing. Furthermore, women with dependent children are the fastest growing sub-group of people experiencing homelessness in Australia.⁵⁴

A lack of postal address or contact details can limit a person's ability to engage with community. Additionally, it creates difficulties in accurately identifying the number of people who experience homelessness; however, the 2011 census data suggests that the number of people experiencing homelessness grew by about 20 per cent in Victoria between 2006-2011. Approximately 12 per cent of those experiencing homelessness in the Melbourne metropolitan area reside in Port Phillip – the second highest number in Victoria.⁵⁵

Although Port Phillip has a relatively high percentage of community housing there are still over nine thousand people on the waiting list in the Southern Metropolitan Region⁵⁶ which means that most people wait for approximately 7 years before accessing accommodation.⁵⁷

Community consultations have identified that there is a lack of affordable and emergency housing options in Port Phillip; a lack of long term and continuous support for people experiencing homelessness.⁵⁸ Residents would like to see a range of services focussed on preventing homelessness as well as addressing the symptoms of homelessness, and targeted at specific groups such as those with a mental illness. Many community members have told us that there is a need for more material and financial aid; to make rooming houses safer and to better connect support services.

⁵³ CoPP Homelessness strategy 2007-2013

⁵⁴ CoPP Homelessness strategy 2007-2013; SAAP V Canberra 2007

⁵⁵ CHP, Media Release 'Homelessness in Port Phillip Second Highest in the State', 5 December 2012

⁵⁶ DHS – Office of Housing, December 2012. The Southern Metropolitan Region includes ten local government areas: Port Phillip, Stonnington, Glen Eira, Bayside, Kingston, Greater Dandenong, Frankston, Casey, Mornington Peninsula and Cardinia.

⁵⁷ LDC Port Phillip MPHWP 2013-2017 Data Analysis

⁵⁸ Port Phillip Homelessness Action Strategy 2008-2013 consultations

Strategies	Relevant Council documents
<ul style="list-style-type: none"> • Support the delivery of affordable housing to meet community needs • Provide integrated responses to people who are sleeping rough or experiencing homelessness • Enhance community understanding of homelessness • Coordinate planning and facilitate research into homelessness • Strengthen Council's responses to homelessness by identifying 'hot spots' and ensuring information about assistance is easily accessible • Continue to support and advocate for local housing service providers 	<ul style="list-style-type: none"> • Homelessness Action Strategy 2008-2013 • Housing Strategy 2007 • Social Justice Charter 2012 • Climate Adaptation Plan 2010

DRAFT

9. Safety

Feeling safe in our community gives us greater confidence, autonomy and improves social trust. Neighbourhoods which are perceived as safe foster community participation and connectedness, encourage physical activity, and contribute to the health and well-being of local residents and visitors.⁵⁹

Incidents of crime in Port Phillip have decreased 26.6 per cent over the past 10 years; and 80 per cent of Port Phillip residents now rate their sense of safety and security as adequate to excellent.⁶⁰ However, residents, business owners and visitors to Port Phillip have said that safety is still an issue of concern for them. Many people said they avoided being alone in certain situations and places, and sought out areas that were well populated and well lit.

I don't have any safety issues because I personally take precautions and am prudent, i.e. by not walking around the precinct after 10pm - Resident

Safety is an important component of Council's urban design strategies and utilises Crime Prevention Through Environmental Design or (CPTED) techniques. This approach emphasises the link between the design of the physical environment and the behaviour of those who use that environment. Removal of graffiti, increased lighting, maintenance of local parks and natural environments also play a key role in increasing community safety.

Violence against women and children

The majority of assaults against women are perpetrated by a partner or family member⁶¹ and intimate partner violence is the leading preventable contribution to death, disability and illness in Victorian women aged 15-44 years. It compounds existing socio-economic disadvantage, often results in homelessness for fleeing families, and has significant effects on the mental health of those involved⁶². Nation-wide campaigns over recent years have increased public awareness and reporting of family violence, particularly violence against women and children. Although many incidents of family violence are not reported,

*Feeling safe in the area:
We need a balance
between local residents
and tourist blow-ins -
Resident*

⁵⁹ Community Indicators Victoria – Perceptions of Safety

⁶⁰ Community Satisfaction Survey December 2012 conducted on behalf of the city of Port Phillip by NWC

⁶¹ Australian Bureau of Statistics (ABS) 2006b. Personal safety survey, Australia. ABS cat. no. 4906.0. Canberra: ABS

⁶² <http://www.vichealth.vic.gov.au/Programs-and-Projects/Freedom-from-violence/PVAW-overview.aspx>

these campaigns have helped increase the number of incidents that are reported. In Port Phillip reports of family violence have increased by 39.6 per cent since 2011.

Council is a strong advocate for gender equality. It works closely with partner organisations and police to foster environments which promote equal and respectful relationships between men and women; and reduce incidents of bullying, and homophobic and racist violence.

Alcohol and Other Drugs

Port Phillip has a vibrant night-time entertainment culture including a high density of liquor outlets. Alcohol related crime in Port Phillip is approximately twice as high as for the Southern Metro Region; and drug related crime has increased 9.1 per cent since 2002/03.

While residents enjoy the vibrancy and creative culture of the City, we know that there are significant societal and economic costs associated such as street cleaning, property damage and alcohol related crime. Residents have said they are concerned there is a lack of alcohol free spaces within the City, particularly for young people and would like public transport to run later to reduce the number of people loitering on streets and facilitate people going home.⁶³ They are also concerned about the number of people queuing and 'hanging out' around alcohol venues. Council understands the need to integrate safety into urban design and works in partnership with residents, police, transport authorities, government departments and local traders, particularly venues selling alcohol and liquor outlets to develop local responses to the issues associated with alcohol and other drug use in the City.

Support marginalised people... The community could be facilitated to work together better.
Resident

Road Safety

Road accidents in Port Phillip have fallen by 45 per cent since 2007; however, despite this, 85 per cent of high severity accidents in Port Phillip occur in a 60k/h zone⁶⁴, and road safety remains a significant concern for local residents. We know that pedestrians have less than 50 per cent change of surviving impact at 45kph or more. Residents suggested lower speeds, particularly around activity centres and residential zones would greatly increase road safety in the City.

CoPP is being choked with houses and apartments which are too close together and without off-street parking. The number of cars has become a safety issue. Roads are too small and narrow to cope with housing and cars - Resident

⁶³ <http://www.preventviolence.info/showVPApdf.aspx?id=bca72efb-87b4-4962-a0df-de3f6ff133d7>

⁶⁴ VicRoads CrashStats Portal Port Phillip – All sites – High severity accidents between 01/01/1987 to 31/12/2999.

Council continues to work with state road authorities and police to improve road design and target particular behaviours that place other road users and pedestrians at risk.

Strategies	Relevant Council documents
<ul style="list-style-type: none"> • Work in partnership with community, local service agencies, businesses and police to improve community safety • Work with community and relevant transport authorities to improve safety for all users across all transport modes. • Assist community members preparedness and aid recovery through the Emergency Management Plan • Provide public spaces for all to enjoy, be active and feel safe • Work with our partners to ensure our entertainment precincts are safe and enjoyable and well serviced by public transport. • Ensure new developments contribute casual surveillance of the public realm • Work in partnership with key community stakeholders to develop specific initiatives to prevent violence against women 	<ul style="list-style-type: none"> • Drug Strategy (under review) • Alcohol Action Plan (under review) • Sustainable Transport Strategy - Walk Plan and Bike Plan (2011 – 2020) • Safer Streets – Road User Safety Strategy (2013 – 2020) • Social Justice Charter (Action Plan 2013 – 2016) • Homelessness Action Strategy (2013 – 2018) • Access Plan (2013 – 2018) • Building Connected neighbourhood Strategy (2013 – 2023) • Municipal Emergency management plan • Climate adaptation Plan

The Action Plan – How will we know if our approach is working

The 2013-2017 Port Phillip Municipal Health and Wellbeing Plan will be supported by a 'living' Action Plan designed in consultation with the Port Phillip Health and Wellbeing Alliance⁶⁵ (the Alliance). The Action Plan will establish a set of measurable objectives which will detail how Council will deliver on the strategies outlined in the Strategic Plan. The objectives will be developed according to the SMART principles, this is, that they will be: specific, measurable, attainable, relevant and timely. They will be complemented by a set of longer-term community influenced indicators which measure the 'pulse' of community including shifts in social, economic, natural and environmental conditions within the community.

Council's progress in the area of community health and development will be assessed through an annual review of the Action Plan. The review will assess whether Council has met or will likely meet the objectives of the Action Plan. It will also evaluate how effectively Council is working with partner organisations.

Purpose of an annually reviewed Action Plan:

- *To ensure that Council is working in collaboration with its partners to promote community health and wellbeing.*
- *To ensure the outlined initiatives remain flexible and relevant to the health and wellbeing needs of the Port Phillip community.*
- *To improve and continuously build upon the initiatives implemented through the Action Plan.*

⁶⁵ The Port Phillip Health and Wellbeing Alliance includes representation from State transport authorities, Victoria Police, local and regional community and health sector agencies including the local Primary Care Partnership - ISEPICH.

What Can You Do?

GET INVOLVED IN MEASURING THE 'PULSE' OF THE COMMUNITY

Your voice is important. We want to know what community thinks of the programs and projects that have been put in place to encourage community health and development. Comments and suggestions collected through surveys, consultations, questionnaires and similar communication tools allows us to track the 'pulse' of Port Phillip; and improve the work we do within community.

If you'd like to help bring the Port Phillip 2013 Health and Wellbeing Plan to life contact us at healthplan@portphillip.vic.gov.au

Thanks to the collaborative work of community and Council through the Community Pulse Project we have a strong set of baseline data that will allow us to measure environmental and social changes that occur at a pace that is difficult to detect by other means. For example, it will allow us to monitor the affordability of housing, the health of our local flora and fauna, and shifts in commuter habits.